



School Committee

MINUTES OF THE CHELSEA SCHOOL COMMITTEE MEETING

May 5, 2016

APPROVED 6-2-16

The Chelsea School Committee met on Thursday, May 5, 2016 in the City Council Chambers, City Hall, 500 Broadway, Chelsea.

Members Present: Yessenia Alfaro-Alvarez, Rosemarie Carlisle, Kelly Garcia, Diana Maldonado, Richard Maronski, Shawn O'Regan, Robert Pereira and Jeanette Velez.

Also Present: School Superintendent Dr. Mary M. Bourque, Assistant Superintendent Linda Breau, Executive Director of Administration and Finance Gerald McCue, Director of Personnel Tina Sullivan, and School Business Manager and Clerk to the School Committee Barbara Martin.

The meeting was called to order at 7:00p.m.

Pledge of Allegiance:

School Committee Minutes: The minutes of the April 7, 2016 School Committee Meeting were unanimously approved.

Public Comment:

Reverend Sandra Whitley, Peoples AME Church, 30 Bellingham, St. introduced members of the Chelsea Project Opening Doors and Chelsea High Students: Brian Le and Charlie Rustigian. The students presented a total of \$3,068.00 in gift cards to be given to Chelsea Public School students and families currently living in shelters. A copy of the remarks are included and form a part of these minutes.

Bruce Harrison, 17A Madison Ave, Chelsea commented on the position of Coordinator of PE, Health, and Athletics. Mr. Harrison also expressed concern on the failure rate of students going from the Middle Schools to Chelsea High School.

Michael Caulfield, 22 Breakwater Cove, Chelsea asked the School Committee to engage the Superintendent in a discussion on approving the candidates for the position of Coordinator of PE, Health, and Athletics.

Jeff Segal, Peabody, MA wanted to know the process for hiring the Coordinator of PE, Health, and Athletics and why an employee with 25 years experience in the system had to make a special request to even interview for the new position.

Samir Zemmouri, 1 Parkway Court, Chelsea, Chelsea High Student and member of the Youth Food Movement (YFM) commented on the high BMI in students in grades 1, 4 and 7 and how they drop in grade 10. Mr. Zemmouri noted that lack of PE and recess in the middle schools could be a factor. He also requested that new healthier meal choices in Chelsea High School be offered at the elementary and middle school level. A copy of a Chelsea High School Meals Survey is attached and forms a part of these minutes.

Report of the Superintendent of Schools:

Student Achievement: Assistant Superintendent Linda Breau discussed the District Indicators of Success from April, 2016.

Indicator 1-Attendance year to date was 93.9%, compared to 93.7% last year to date.

Indicator 2- Annual dropout rate from July 1, 2015 to April 30, 2016 stands at 76. For the month of April, five students have withdrawn, all five are in an adult education program.

Indicator 3- Quarter 3 percent at risk for dropping out 4.8%, at High School, 6.0% at Middle School, and 8.7% at Elementary school level.

Indicator 4- Quarter 3- Percent failing in grade 9 down 9.2% compared to Quarter 2. Grade 10 up slightly from 55.9% in quarter 2 to 57.3% in quarter 3.

Indicator 10-Student Mobility was 15.7% year to date compared to 17.1% last year.

A copy of this report is enclosed and forms a part of these minutes.

Personnel Report: Dr. Bourque commended the personnel report to the record.

Enrollment Report: Dr. Bourque commended the enrollment report to the record. As of May 2, 2016 the district-wide enrollment was 6,565 students, including 150 students in out-of-district placements. In addition, there are 10 Chapter 768 students for whom the district has financial responsibility.

Announcements:

- 5/13 CHS Talent Show
- 5/17 & 5/18 MCAS Testing CHS
- 5/21 Junior/Senior Prom
- 5/28 Last Day of School for Seniors
- 5/30 Memorial Day Program
- 6/2 School Committee Meeting
- 6/5 CHS Graduation
- 6/11 MCAS Science Testing
- 6/14 Last Day of School for Students
- 6/15 Last Day of School for Teachers

Committee Reports:

- **Student Representative:** Ms. Cabral reported on a very successful Arts Night Out. She also noted that AP exams will be held over the next two weeks and it is exciting to see so many students in AP classes. Students are also preparing their Capstone presentations and that it is a great way to self-reflect. Ms. Cabral also noted Teacher Appreciation Day and thanked mentors, teachers and coaches for pushing students to be the best they can.
- **Human Resources:** Ms. Alvarez reported that the subcommittee last met on April 13, 2016. A copy of the report is attached and forms a part of these minutes.
- **Budget and Finance:** Mr. Pereira reported that the subcommittee met on April 13, 2016. A copy of the report is attached and forms a part of these minutes. He also noted that the committee met this evening prior to the School Committee meeting and minutes will be available at the next meeting.

New Business:

- Mr. Pereira moved to adopt and implement a tuition fee to be charged to other public school systems wishing to use the Chelsea Public Schools' special education programs and to establish a Non-Resident Student Tuition revolving fund for the receipt and disbursement of said tuition and fees collected by Chelsea Public Schools. Questions and discussion ensued. Chairman Velez called for a roll call vote.

Jeanette Velez	Y
Rosemarie Carlisle	Y
Ana Hernandez	AB
Kelly Garcia	N
Shawn O'Regan	Y
Richard Maronski	N
Yessenia Alfaro-Alvarez	Y
Robert Pereira	Y
Diana Maldonado	Y

Having six votes in the affirmative, two no votes and one absent the motion was approved.

- Mr. Pereira moved to create a daily rate for a School Nurses Substitutes on the Non-Bargaining Salary Schedule as follows:

School Nurses Substitute
 Questions and discussion ensued.
 Chairman Velez called for a roll call vote.

Minimum
na

Maximum
\$30.00

Jeanette Velez	Y
Rosemarie Carlisle	Y
Ana Hernandez	AB
Kelly Garcia	Y
Shawn O'Regan	Y
Richard Maronski	Y
Yessenia Alfaro-Alvarez	Y
Robert Pereira	Y
Diana Maldonado	Y

Having eight votes in the affirmative, and one absent the motion was approved.

Mr. Pereira moved to amend the Non-Bargaining Salary Schedule to increase any hourly rate below \$10.00 per hour to \$10.00 per hour. Questions and discussion ensued.

Chairman Velez called for a roll call vote.

Jeanette Velez	Y
Rosemarie Carlisle	Y
Ana Hernandez	AB
Kelly Garcia	Y
Shawn O'Regan	Y
Richard Maronski	Y
Yessenia Alfaro-Alvarez	Y

Robert Pereira	Y
Diana Maldonado	Y

Having eight votes in the affirmative, and one absent the motion was approved.

- Mr. Pereira moved to accept a gift from New Valence Robotics in the amount of \$7,000.00 for the Browne Middle School. Questions and discussion ensued. Chairman Velez called for a roll call vote.

Jeanette Velez	Y
Rosemarie Carlisle	Y
Ana Hernandez	AB
Kelly Garcia	Y
Shawn O'Regan	Y
Richard Maronski	Y
Yessenia Alfaro-Alvarez	Y
Robert Pereira	Y
Diana Maldonado	Y

- Having eight votes in the affirmative, and one absent the motion was approved.
- Mr. Pereira moved to approve an additional appropriation to the 2015-2016 budget in the amount of \$70,000. Questions and discussion ensued. Chairman Velez called for a roll call vote.

Jeanette Velez	Y
Rosemarie Carlisle	Y
Ana Hernandez	AB
Kelly Garcia	Y
Shawn O'Regan	Y

Richard Maronski	Y
Yessenia Alfaro-Alvarez	Y
Robert Pereira	Y
Diana Maldonado	Y

- Having eight votes in the affirmative, and one absent the motion was approved
- Consideration and action to approve a budget transfer from Berkowitz School to Instruction and Assessment in the amount of \$16,715.61 for professional development. Questions and discussion ensued. Chairman Velez called for a roll call vote.

Jeanette Velez	Y
Rosemarie Carlisle	Y
Ana Hernandez	AB
Kelly Garcia	Y
Shawn O'Regan	Y
Richard Maronski	Y
Yessenia Alfaro-Alvarez	Y
Robert Pereira	Y
Diana Maldonado	Y

Having eight votes in the affirmative, and one absent the motion was approved.

- Consideration and action to approve budget transfers in the amount of \$1,300,000.00 from anticipated general fund balances into the following:

Extraordinary Maintenance	\$510,000.00
Technology	490,000.00
End of Year Funding	300,000.00

Chairman Velez called for a roll call vote.

Jeanette Velez	Y
Rosemarie Carlisle	Y
Ana Hernandez	AB
Kelly Garcia	Y
Shawn O'Regan	Y
Richard Maronski	N
Yessenia Alfaro-Alvarez	Y
Robert Pereira	Y
Diana Maldonado	Y

Having 7 votes in the affirmative, one no vote and one absent the motion was approved.

Communications: Accepted and filed: Wellness Committee Report

Adjournment: The meeting adjourned at 8:25 p.m.

Recorded by



Barbara A. Martin
Business Manager
Clerk to the Chelsea School Committee

CHELSEA PROJECT OPENING DOORS

Presentation of Donations For Chelsea Students in Shelters

Chelsea School Committee

Chelsea City Hall

Chelsea MA

May 5, 2016

Chelsea Project Opening Doors

Contacts

Reverend Dr. Sandra G. Whitley, Chairperson
peoplesame2012@gmail.com 617-312-0957

Paul Rustigian, Coordinator, Volunteer Services
paulrustigian@yahoo.com 781-231-2899

Charlie Rustigian, Co-Youth Coordinator
charlierustigian@yahoo.com 617-887-0226

Jenny Le – Co-Youth Coordinator
Brian Le
huybrianle@gmail.com 617-959-6801

Chelsea Project Opening Door

WHO We Are

- I am Brian Le, a 9th grader at CHS with our friend, Charlie Rustigian (a 10th grader at CHS).
- My sister, Jenny Le (a 7th grader at Clark Middle School) was unable to be here with us today.
- Our parents have always taught us to “CARE” about others and “HELP” others.
- For the past 3 ½ years, we have been working on Chelsea Project Opening Doors.

CHELSEA PROJECT OPENING DOORS

- We want to end ALL homelessness in Chelsea.
- Our Team's goals are to:
 - Put a face to homelessness: it could be YOU or ME!
 - Get teens to care about their community and “serve” others.
 - Give teens an opportunity to work side-by-side with adults and see role models.
 - HELP the homeless and END homelessness!

WHO IS HOMELESS IN THE U.S.?

1 in 45 children is homeless in the U.S.

1.3 million children were homeless at some point during 2013-2014 school year nationally

44,000 estimated homeless students in MASSACHUSETTS public schools

**THERE ARE 91 HOMELESS STUDENTS in
CHELSEA PUBLIC SCHOOLS**

WE ALL MATTER!

- **EVERY CHILD** should have a place to call **HOME**.
- Students are homeless for many reasons -
None of which are **THEIR** fault.
- We **MUST** let the homeless know that
 - we **DO** care,
 - we **DO** want to help,
 - they **DO** matter – and,
 - they **ARE** important to the Community.

WHY ARE PEOPLE HOMELES?

- Three of the big Homeless areas that concern us are: Homeless Families, Youth and Veterans:
- Families can become homeless by some financial crisis: losing a job, a medical emergency, a car accident, a death in the family, a disaster (fire or flood) or addiction.
- Young people often become homeless due to family conflict, neglect, abuse or abandonment.
- Veterans often become homeless due to war-related reasons – such as a physical disability mental anguish and stress – or, the inability to get a job.

HOMELESSNESS Equals An INSTABILITY OF LIVING ARRANGEMENTS

People across the Nation, Commonwealth and local communities are reaching out to identify and help those **without permanent housing** who are living:

- in Shelters (such as facilities with common living areas, and hotels/motels).
- in abandoned buildings or vehicles.
- on the street.
- with family members or friends, such as sleeping on a sofa or on the floor.

SERVING OTHERS

- We have addressed the needs of over 30 families covering about 60 students and purchased over 325 items, such as 35 Towels; 15 Blankets; 25 Pillows; 20 sheet sets; and a lot of clothes for children from 6 months to 17 years old.
- The three of us went business-to-business on school vacation on December 28, 2015 in freezing temperatures raising funds to help our students.
- Our volunteers catered, prepared and served meals at Rosie's Place since July 2013. Our last catered brunch was last Saturday when the City Manager and a City Counselor participated with a group from age 12 to over 75.

SERVING OTHERS

- We made a presentation and were awarded a service grant of \$2,500 through the Girl Scouts Leadership Academy in 2014.
- We addressed State and City stakeholders at Chelsea City Hall in January 2014 and 2016 to raise awareness.
- We made several presentations to groups to get teens involved, including Bunker Hill Community College Chelsea and the Chelsea High School Interact Club.

CARING AND CHARITY UNITE US!

- It doesn't take much to make a difference and touch a life.
- In 2014, an 11th grader at CHS was overjoyed because we bought her a pillow – yes, a pillow. I didn't understand why someone was so happy over a \$2.50 pillow. And, I was saddened to find out why.
- In 2015, two CHS soon-to-be graduates living in shelters wanted a “bag” to carry their stuff to college.
- The women we serve at Rosie's Place are like our mothers, sisters and aunts except that they need a helping hand TODAY and will help others tomorrow.

It could happen to any of us— and, it Happened to ME!

- **Crews Knock Down 5-Alarm Fire In Chelsea Neighborhood – August 31, 2014**
 - Five homes impacted on Arlington and Heard Streets
 - Over 20 people were left homeless, including at least 7 children, including **MY HOME**
- **Charlie**: One minute we were comfortable and had a home, and the next minute we did not! **It was all gone!**
- It took us 395 days and LOTS of PRAYERS and SUPPORT to move back home on September 30, 2015.
- **WE WERE THE LUCKY ONES!! Others are still waiting**

OUR 2016 RESULTS – COMMUNITY CHARITY

- We received \$1,868 in cash donations and gift cards from Chelsea businesses and residents to assist our students.
- In addition, we received \$1,200 from the Saugus Faith Community. I provided testimony on charity and service and addressed our homeless student issues on Good Friday. We raised \$1,000 alone in a free-will offering at the Saugus Blessed Sacrament Parish, which was donated to Chelsea Project Opening Doors to help our students.
- Because of the kindness and generosity of our Beloved Communities of Chelsea and Saugus, we are privileged to present **93** gift cards totaling **\$3,068** to be given to Chelsea Public School students and families living in shelters.

+ Create Survey

My Surveys

Examples

Survey Services

Plans & Pricing

Events

Own your brand with our white label surveys. Upgrade to PLATINUM →

Chelsea High School - School Mea...

Summary Design Survey Collect Responses Analyze Results

CURRENT VIEW

RESPONDENTS: 540 of 540

Export All Share All

FILTER COMPARE

Question Summaries

Data Trends

Individual Responses

SHOW: Page 1: Q1, Q2, Q3, Q4, Q5, Q6, Q7; Page 2: Q8, Q9, Q10, Q11;

All Shown Pages

SAVED VIEWS (1)

Original View (No rules applied) Revert

+ Save as...

EXPORTS

SHARED DATA (1)

Shared Data 1: Anyone with the Link

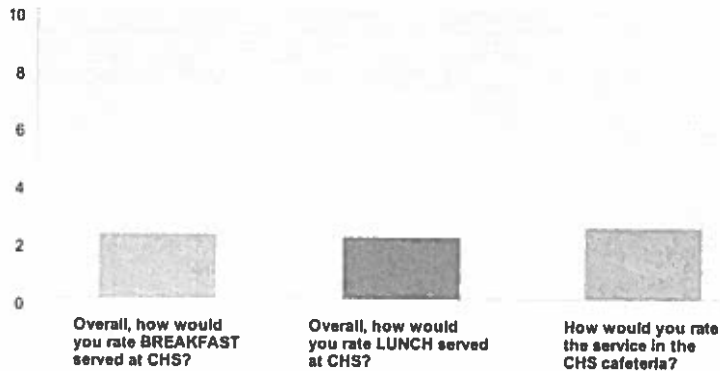
PAGE 1: Chelsea High School School Meals Survey

Q1

Customize Export

On a Scale of 1-5

Answered: 532 Skipped: 8



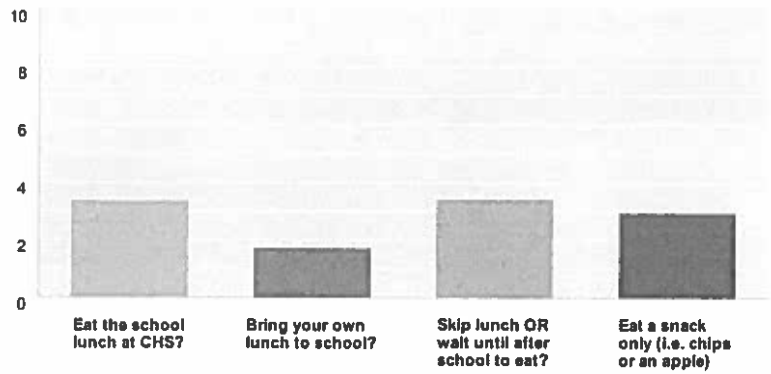
	1	2	3	4	5	Total	Weighted Average
Overall, how would you rate BREAKFAST served at CHS?	29.89% 156	30.84% 161	27.59% 144	8.81% 46	2.87% 15	522	2.24
Overall, how would you rate LUNCH served at CHS?	33.58% 178	30.38% 161	25.66% 136	7.92% 42	2.45% 13	530	2.15
How would you rate the service in the CHS cafeteria?	24.95% 130	25.72% 134	28.02% 146	15.93% 83	5.37% 28	521	2.51

Q2

Customize Export

In general, how many days a week do you:

Answered: 535 Skipped: 5



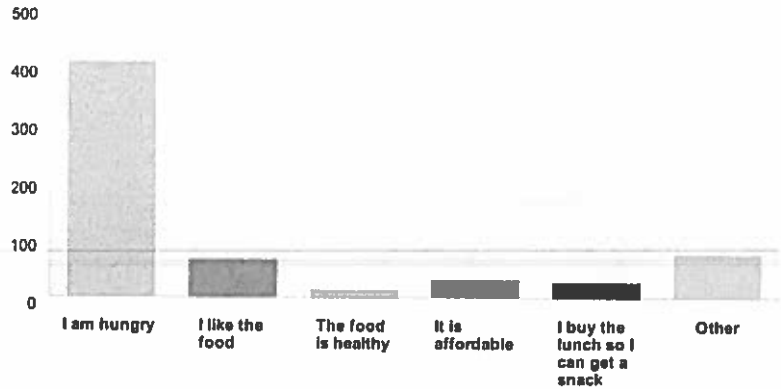
	0	1	2	3	4	5	Total	Weighted Average
▼ Eat the school lunch at CHS?	25.47% 135	12.83% 68	14.34% 76	13.96% 74	9.62% 51	23.77% 126	530	3.41
▼ Bring your own lunch to school?	70.42% 369	10.31% 54	6.11% 32	6.30% 33	2.86% 15	4.01% 21	524	1.73
▼ Skip lunch OR wait until after school to eat?	27.24% 143	11.05% 58	12.95% 68	11.81% 62	11.81% 62	25.14% 132	525	3.45
▼ Eat a snack only (i.e. chips or an apple)	32.36% 167	15.70% 81	13.76% 71	10.66% 55	11.05% 57	16.47% 85	516	3.02

Q3

Customize Export

On the days you DO eat the SCHOOL LUNCH, please select the reasons why. (Select all that apply)

Answered: 490 Skipped: 50



Answer Choices	Responses
▼ I am hungry	83.88% 411
▼ I like the food	13.67% 67
▼ The food is healthy	3.06% 15
▼ It is affordable	6.53% 32
▼ I buy the lunch so I can get a snack	5.92% 29

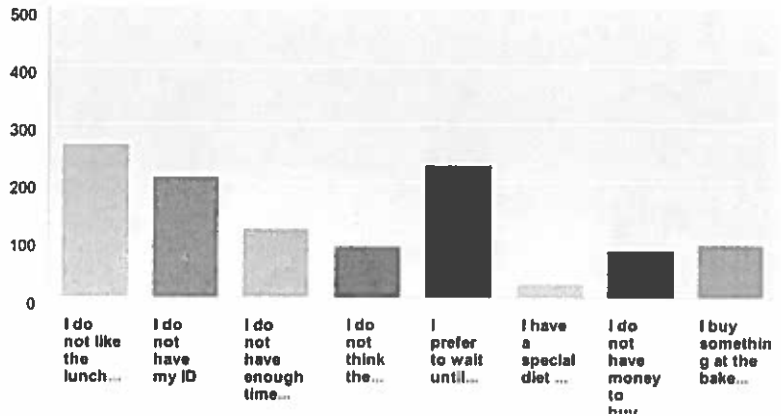
Other Responses 15.71% 77
 Total Respondents 490

Q4

Customize Export

On days that you DO NOT eat the SCHOOL LUNCH, not? (Select all that apply)

Answered: 496 Skipped: 44



Answer Choices	Responses
I do not like the lunch served	53.43% 265
I do not have my ID	42.54% 211
I do not have enough time /lines are too long	24.18% 120
I do not think the choices are healthy	18.15% 90
I prefer to wait until after school to eat something else	46.37% 230
I have a special diet & there are no choices for me	5.24% 26
I do not have money to buy lunch	16.73% 83
I buy something at the bake sale	18.55% 92

Total Respondents: 496

Comments (36)

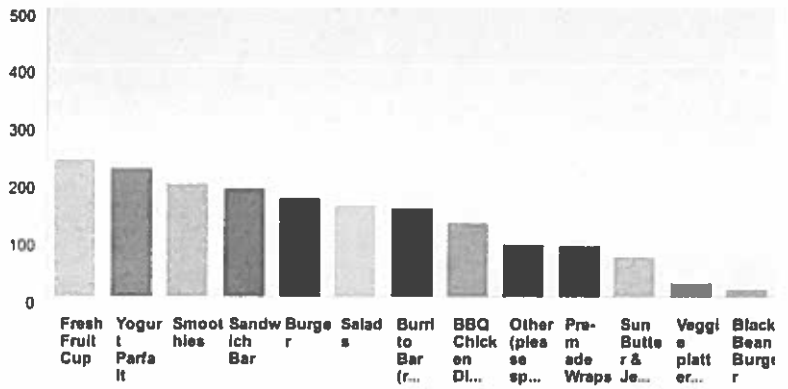
Q5

Customize Export

Please choose UP TO FIVE items that you like the most.

Answered: 493 Skipped: 47

Q5 *



Answer Choices	Responses
Fresh Fruit Cup	48.48% 239
Yogurt Parfait	45.64% 225
Smoothies	39.96% 197
Sandwich Bar	38.34% 189
Burger	34.89% 172
Salads	32.45% 160
Burrito Bar (rice bowls, burritos)	31.64% 156
BBQ Chicken Dinner	26.17% 129
Other (please specify)	18.86% 93
Pre-made Wraps	18.46% 91
Sun Butter & Jelly Sandwich	14.00% 69
Veggie platter (w/ hummus & cheese)	5.07% 25
Black Bean Burger	3.25% 16



Total Respondents 493


Q6

Customize Export

How do you feel about these "Daily Special" items?

Answered: 509 Skipped: 31





0 100 200 300 400 500

- I have seen this item but never tried it
- I have tried it and I did not like it
- I have tried it and I like it
- I had no clue this was ever served in the cafeteria

Q7

Export

What is ONE MEAL that you EAT AT HOME that you would like to see served in the cafeteria?

Answered: 335 Skipped: 205

Responses (335)

Text Analysis

My Categories (0)

Categorize as...

Showing 335 responses

- Rice and meat
11/3/2015 11:35 AM [View respondent's answers](#) [Categorize as...](#)
- pasta alfredo
11/3/2015 11:34 AM [View respondent's answers](#) [Categorize as...](#)
- Mac n' Cheese
11/3/2015 11:27 AM [View respondent's answers](#) [Categorize as...](#)
- Spaghetti with vegetables
11/3/2015 11:26 AM [View respondent's answers](#) [Categorize as...](#)
- I eat pupusas in my house
11/3/2015 11:24 AM [View respondent's answers](#) [Categorize as...](#)
- enchiladas w/ chicken + boiled vegetables with rice and chicken cooked well
11/3/2015 11:23 AM [View respondent's answers](#) [Categorize as...](#)
- fried chicken
11/3/2015 11:18 AM [View respondent's answers](#) [Categorize as...](#)

PAGE 2: Chelsea High School Breakfast Questions

Q8

Customize

Export

How many days a week do you:

Answered: 505 Skipped: 35



	0	1	2	3	4	5	Total	Weighted Average
Eat BREAKFAST at school?	47.08% 234	14.69% 73	13.68% 68	9.46% 47	4.83% 23	10.46% 52	497	2.41
Buy	48.14%	14.26%	10.12%	11.16%	8.88%	7.44%		


BREAKFAST on the way to school?	233	69	49	54	43	36	484	2.41
▼ Eat BREAKFAST at home?	40.57% 198	11.89% 58	10.88% 53	10.04% 49	5.53% 27	21.11% 103	488	2.91
▼ Skip BREAKFAST?	36.21% 176	11.52% 56	9.05% 44	10.70% 52	8.23% 40	24.28% 118	486	3.16

Q9

Customize Export

If there are days that you DO NOT eat the school BREAKFAST, why don't you? (Select all that apply)

Answered: 460 Skipped: 80



Answer Choices	Responses
▼ I don't like the breakfast served	46.52% 214
▼ I don't have time to eat breakfast	47.83% 220
▼ I have breakfast before I get to school	36.30% 167
▼ I don't think the food served is healthy	16.09% 74

Total Respondents 460

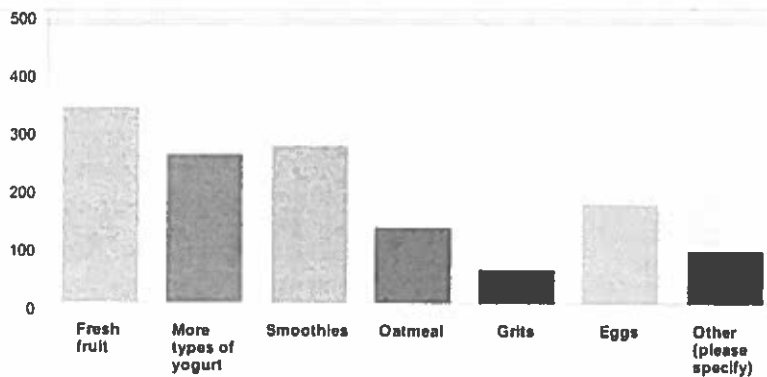
Comments (-18)

* Q10 *

Customize Export

Please choose the items that you would like to see offered for BREAKFAST at school. (Select all that apply)

Answered: 478 Skipped: 62



Answer Choices	Responses	
▼ Fresh fruit	70.71%	338
▼ More types of yogurt	53.77%	257
▼ Smoothies	57.11%	273
▼ Oatmeal	27.62%	132
▼ Grits	12.34%	59
▼ Eggs	35.98%	172
▼ Other (please specify)	Responses	19.46%
Total Respondents: 478		

Q11

Export

Any other feedback that you would like to share?

Answered: 177 Skipped: 363

Responses (177)
 Text Analysis
 My Categories (0)

Categorize as...
 Filter by Category

Showing 177 responses

- Please bring new food next year. Thanks.
 11/3/2015 11:34 AM [View respondent's answers](#) [Categorize as...](#)
- Bring good/yummy food next year. Put some adobo/salt.
 11/3/2015 11:32 AM [View respondent's answers](#) [Categorize as...](#)
- Make your lunches taste better. Just because you change your portion size doesnt make it healthy or good
 11/3/2015 11:28 AM [View respondent's answers](#) [Categorize as...](#)
- Thanks for your try!
 11/3/2015 11:24 AM [View respondent's answers](#) [Categorize as...](#)
- no
 11/2/2015 4:31 PM [View respondent's answers](#) [Categorize as...](#)
- more bacon
 11/2/2015 4:12 PM [View respondent's answers](#) [Categorize as...](#)
- It taste gross and is sometimes unhealth to eat
 11/2/2015 4:01 PM [View respondent's answers](#) [Categorize as...](#)

[Community](#) • [Developers](#) • [Facebook](#) • [Twitter](#) • [LinkedIn](#) • [Our Blog](#) • [Google+](#) • [YouTube](#)
[About Us](#) • [Management Team](#) • [Board of Directors](#) • [Integrations](#) • [Newsroom](#) • [Office Locations](#) • [Jobs](#) • [Sitemap](#) • [Help](#)
[Policies](#) • [Terms of Use](#) • [Privacy Policy](#) • [Anti-Spam Policy](#) • [Security Statement](#) • [Email Opt-In](#) • [Accessibility](#)


[Language](#)
[English](#) • [Español](#) • [Português](#) • [Deutsch](#) • [Nederlands](#) • [Français](#) • [Русский](#) • [Italiano](#) • [Dansk](#) • [Svenska](#) • [日本語](#) • [한국어](#) • [中文\(繁體\)](#) • [Türkçe](#) • [Norsk](#) • [Suomi](#)

Copyright © 1999-2016 SurveyMonkey



BMI Report (2014-2015)

HEALTHY WEIGHT: Greater than or equal to the 5th percentile and less than the 85th percentile

OVERWEIGHT: Greater than or equal to the 85th percentile but less than the 95th percentile

OBESE: Greater than or equal to the 95th percentile

ENROLLMENT: Student enrollment, by grade level and gender

8. Grade 1 Males

Underweight	4
Healthy Weight	157
Overweight	63
Obese	97
Enrollment	321

9. Grade 1 Females

Underweight	6
Healthy Weight	150
Overweight	61
Obese	85
Enrollment	302

10. Grade 4 Males

Underweight	6
Healthy Weight	88
Overweight	44
Obese	89
Enrollment	227

11. Grade 4 Females

Underweight	3
Healthy Weight	87
Overweight	46
Obese	62
Enrollment	198

BMI Report (2014-2015)

12. Grade 7 Males

Underweight	<input type="text" value="4"/>
Healthy Weight	<input type="text" value="79"/>
Overweight	<input type="text" value="40"/>
Obese	<input type="text" value="70"/>
Enrollment	<input type="text" value="193"/>

13. Grade 7 Females

Underweight	<input type="text" value="2"/>
Healthy Weight	<input type="text" value="94"/>
Overweight	<input type="text" value="43"/>
Obese	<input type="text" value="46"/>
Enrollment	<input type="text" value="185"/>

14. Grade 10 Males

Underweight	<input type="text" value="5"/>
Healthy Weight	<input type="text" value="63"/>
Overweight	<input type="text" value="27"/>
Obese	<input type="text" value="31"/>
Enrollment	<input type="text" value="126"/>

15. Grade 10 Females

Underweight	<input type="text" value="4"/>
Healthy Weight	<input type="text" value="85"/>
Overweight	<input type="text" value="55"/>
Obese	<input type="text" value="31"/>
Enrollment	<input type="text" value="175"/>

16. Enter the number of students in grades 1, 4, 7, and 10 whose parents "opted out" of the BMI screening this year. ("Opt out" means that a parent has requested that their child not have a BMI screening.)


Number of students

Indicators for Success April 2016

**Indicator 1: District-wide daily students' attendance rate will be 95%.
(Report monthly)**

	Sept	October	November	December	January	February	March	April		May	June
	Month	Month	Month	Month	Month	Month	Month	Month	YTD		
Grade 1	96.1%	95.2%	95.1%	95.2%	94.7%	94.5%	93.8%	95.2%	95.0%		
Grade 2	95.7%	96.2%	95.5%	95.6%	95.2%	95.3%	95.6%	95.9%	95.7%		
Grade 3	96.1%	95.9%	96.0%	95.4%	94.6%	95.3%	95.1%	95.4%	95.5%		
Grade 4	96.0%	96.8%	95.9%	96.0%	95.9%	95.7%	95.9%	95.9%	96.1%		
Grade 5	93.8%	96.4%	95.8%	95.4%	95.0%	96.1%	95.7%	95.5%	95.5%		
Grade 6	96.6%	96.4%	96.1%	95.5%	95.1%	94.7%	94.6%	95.7%	95.7%		
Grade 7	95.7%	96.3%	95.8%	94.9%	94.5%	94.9%	95.1%	95.5%	95.5%		
Grade 8	93.7%	95.2%	94.9%	93.9%	94.0%	94.0%	93.8%	93.8%	94.1%		
Grade 9	87.6%	90.4%	89.9%	87.8%	89.5%	89.1%	89.1%	88.4%	88.9%		
Grade 10	91.5%	92.2%	90.5%	87.9%	90.1%	89.4%	90.2%	88.8%	90.3%		
Grade 11	90.9%	92.3%	90.6%	88.5%	90.7%	89.6%	89.7%	87.5%	90.0%		
Grade 12	93.8%	93.6%	91.0%	89.6%	90.5%	88.3%	89.8%	88.4%	90.8%		
Post-Graduate	64.6%	70.0%	80.9%	79.4%	71.1%	75.0%	85.9%	80.4%	73.1%		
Kindergarten	95.9%	95.2%	94.5%	93.3%	93.6%	93.4%	92.1%	93.8%	93.9%		
Grade PreK	95.3%	94.3%	94.1%	91.7%	93.1%	92.7%	93.1%	94.4%	93.6%		
District Total	94.3%	94.9%	94.2%	93.3%	93.6%	93.4%	93.4%	93.5%	93.9%		

District Attendance Percentage



**Indicator 2. District annual dropout rate will not exceed 3%.
(Report annually)**

Data for each year is period to date

	2009-2010	2010-2011	2011-2012	2012-2013	2013-2014	2014-2015	2015-2016
Oct. 1 st Enrollment*	1369	1353	1330	1372	1408	1527	1536
# of Drop-Outs	96	62	101	78	70	97	76
Drop-Out %	7.01%	4.58%	7.59%	5.69%	4.97%	6.35%	4.95%

CHS Enrollment as of 9/24/2015

CHS Programmatic Breakdown this year to date

CHS Enrollment	Regular Ed Students	Sped Students	ELL Students
Oct. 1 st Enrollment*	952	153	431
# of Drop-Outs	34	5	37
Drop-Out %	3.6%	3.3%	8.6%

*CHS enrollment as of 9/24/2015

4/1/2016-4/30/2016

- 5 students have withdrawn
- 5 Adult Education Program
- Regular=4, LEP=1
- Grade 9 = 2
- Grade 10 = 2
- Grade 11 = 1

Indicator 3. Using the Early Warning Indicators, students identified at-risk for dropping out at all levels, elementary, middle and high school, will decrease at least .5% each quarter or 2% per year.

Early Warning Indicators - % at High Risk

Grade Level	2010-11	2011-12	2012-13	2013-14	2014-15
Elementary	8.11%	3.3%	6.4%	6.6%	4.6%
Middle	3.86%	5.9%	5.8%	5.1%	4.3%
High School	5.63%	6.1%	5.0%	6.9%	3.3%

Grade Level	Q1 2015-16	Q2 2015-16	Q3 2015-16
Elementary	3.9%	8.9%	8.7%
Middle	1.8%	6.9%	6.0%
High School	1.3%	6.6%	4.8%

Data as of April 30, 2016

Indicator 4. Less than 8% of CHS students will be retained and less than 10% will fail at least one class in grades 9 and 10.

- In 2009-2010, 146 students were retained (divided by CHS Oct. 1 enrollment of 1,353) for a retention rate of 10.8%.
In 2009-2010, there were 795 ninth and tenth graders who received a final grade in a core course. 362 of them failed at least one course (45.5%).
- In 2010-2011 There were 369 Grade 9 students - 86 retained (23%) and 360 Grade 10 students - 73 retained (20%).
- In 2011-2012 There were 413 Grade 9 students - 56 retained (13.6%) and 363 Grade 10 students - 43 retained (11.8%).
- In 2012-2013 There were 412 Grade 9 students - 77 retained (18.7%) and 342 Grade 10 students - 58 retained (16.9%).
- In 2013-2014 There were 470 Grade 9 students - 164 retained (34.9%) and 347 Grade 10 students - 45 retained (12.9%).
- In 2014-2015 There were 569 Grade 9 students - 171 retained (30.1%) and 326 Grade 10 students - 59 retained (18.1%).

Quarter 1 Grades

Grade	Total # of students	1 failing grade	2 failing grades	3 failing grades	4+ failing grades	Total %
9	498	90	65	54	40	50.0%
10	448	97	60	34	38	51.1%

Quarter 2 Grades

Grade	Total # of students	1 failing grade	2 failing grades	3 failing grades	4+ failing grades	Total %
9	511	70	57	64	140	64.8%
10	447	77	57	39	77	55.9%

Quarter 3 Grades

Grade	Total # of students	1 failing grade	2 failing grades	3 failing grades	4+ failing grades	Total %
9	505	72	77	69	63	55.6%
10	440	87	59	41	65	57.3%

Final Grades

Grade	Total # of students	1 failing grade	2 failing grades	3 failing grades	4+ failing grades	Total %
9						
10						

Indicator 5. The percentage of students in grades 5, 6 and 10 who score advanced or proficient on Math MCAS will increase by 2% or more each year. (Report yearly)

Grade Level	2007-08 Adv&Prof Pct	2008-09 Adv&Prof Pct	2009-10 Adv&Prof Pct	2010-11 Adv&Prof Pct	2011-12 Adv&Prof Pct	2012-13 Adv&Prof Pct	2013-14 Adv&Prof Pct	2014-15 Adv&Prof Pct
Grade 5	30%	28%	25%	42%	35%	31%	28%	n/a
Grade 6	38%	35%	37%	37%	47%	32%	32%	n/a
Grade 10	44%	43%	39%	51%	54%	57%	56%	51%

Indicator 6. 80% of middle school students will read at a Lexile level of 955 or higher by the end of Grade 7.

(Report on 3 times per year with SRI results)

Year	Fall	Winter	Spring
2011-2012	26.3%	25%	38%
2012-2013	20%	35%	42%
2013-2014	23.6%	26.1%	33%
2014-2015	28%	24%	26%
2015-2016	22%	25%	

Indicator 7. 80% of elementary students will score a 24 or higher on the DIBELS Daze by the end of Grade 4.

(Report on DIBELS 3 times per year)

Year	Fall	Winter	Spring
2011-2012	1%	22%	35%
2012-2013	8%	23%	40%
2013-2014	7%	22%	34%
2014-2015	6%	14%	46%
2015-2016	4%	23%	

Indicator 8. By June of each school year, 95% or more of Kindergarten students will score in the "Proficient" or "In Process" range on the Phonemic Segmentation Fluency DIBELS subtest (less than 5% will be identified as "at-risk" in Phonemic Segmentation Fluency).

	At risk	Some risk	Low Risk
2012	9%	11%	81%
2013	10%	9%	81%
2014**	20%	21%	59%
2015	35%	13%	52%
2016			

**During the 2013-2014 school year, the ELC implemented the DIBELS Next 2012 Recommended Benchmark Goals which are considerably higher than the previous versions. This was a significant change from the benchmark goals used in previous years. Therefore, the data from the results of this year's DIBELS assessments cannot be compared to data collected from previous years. As a result the Indicator for Success has to be adjusted as well. NOTED: Referencing the previous benchmark goals, students continued to reach a success rate of 95% or above.

REVSIED INDICATOR: By June of each school year, 80% or more of Kindergarten students will score in the "Proficient" or "In Process" range on the Phonemic Segmentation Fluency DIBELS subtest.

Indicator 9. 50% of Chelsea High School students in AP courses will attain a 3, 4, or 5. 2011 Goal 50%

	2008-09	2009-10	2010-11	2011-12	2012-13	2013-14	2014-15	2015-16
Enrolled in AP Courses	192	227	252	301	340	396	409	428
AP tests taken	192	237	244	288	340	398	388	
# of Students scored a 3, 4, or 5	90	97	78	98	114	193	137	
% of Students scored a 3, 4, or 5	47%	41%	32%	34%	34%	48%	35%	

Indicator 10. Student Mobility - Monthly transfers into and out from the school system after the first day of school

	Sept 24		Oct 31		Nov 30		Dec 31		Jan 31		Feb 29		Mar 31		Apr 30		TOTAL	
	In	Out	In	Out	In	Out	In	Out	In	Out	In	Out	In	Out	In	Out		
ELC (K only)	25	1	4	5	4	3	2	3	6	0	5	3	4	2	5	5		77
Elementary	44	30	20	16	21	11	17	18	19	20	10	10	19	7	7	12		281
Middle School	31	45	27	15	13	7	11	13	20	15	9	11	14	15	17	9		272
High School	48	65	23	29	21	7	21	19	21	26	16	14	17	16	14	12		369
District Total	148	141	74	65	59	28	51	53	66	61	40	38	54	40	43	38		999

*District-wide mobility rate (sum of transfers in and transfers out divided by October 1st enrollment (6349)) is 15.7% year to date.

Student Mobility Rate September 1 - June 30 (10-month calculation)

year	1997	1998	1999	2000	2001	2002	2003	2004	2005	2006	2007	2008	2009	2010	2011	2012	2013
Rate	32.0	32.4	33.7	33.5	23.9	36.0	28.6	37.5	23.6	32.0	28.5	25.0	24.8	17.0	20.0	17.6	20.6
year	2014	2015															
Rate	17.0	18.7															

April 13, 2016

A meeting of the School Committee Human Resources Subcommittee was called to order at 5:34 pm.

Present were: Members Jeanette Velez, Diana Maldonado, Rosemarie Carlisle, and Robert Pereira. Ana Hernandez arrived at 5:50 pm.

Also attending were: Rebecca Bryant, Assistant Solicitor Cheryl Watson Fisher, Superintendent of Schools Mary Bourque and Director of Human Resources Tina Sullivan.

As a late item to the agenda, Ms. Sullivan informed the Committee of five (5) grievances filed by the AFSMCE Union (Security Unit) received that afternoon. She would proceed with getting these grievances scheduled in a timely manner.

Chair Velez called for a motion to go into executive session for three purposes: (1) discussing strategy with respect to collective bargaining with the nurse/nurse asst. unit; (2) considering complaint regarding a staff member; and (3) hearing a grievance brought forward by the Chelsea Teachers Union (teacher unit).

As discussion of bargaining strategy in open session would be detrimental to the, bargaining position of the School Committee.

It is anticipated that the subcommittee will not return to open session following executive session.

Motion and second to enter into executive session. There was no discussion. Roll call was unanimous.

Executive session at 5:40 pm.

Jeanette Velez (Serving for Ana Hernandez)
Chairperson



School Committee
Minutes of the Budget and Finance Subcommittee
 April 13, 2016

The Budget and Finance Subcommittee met at 7:15 p.m. on Thursday, April 13, 2016 in the 3rd floor Conference Room, City Hall, 500 Broadway, Chelsea.

Members Present: Jeanette Velez, Diana Maldonado, Rosemarie Carlisle, Robert Pereira and Ana Hernandez

Also: Gerry McCue and Barbara Martin,

Call to Order: The meeting was called to order at 7:20 p.m.

Review of Budget Transfers: The Committee reviewed the budget transfer requests for the current period. None require the approval of the full school committee

New Business:

- Mr. McCue reported that New Valence Robotics has selected the Browne Middle School to receive the use of a three dimensional printer for one year free of charge. The value of the gift includes \$5,000 in lease payments and \$2,000 for the cost of a filament which use used by the printer. This donation also includes training for our staff on the use of the 3-D printer. The Committee recommended approval.

- Mr. McCue discussed the need to create a daily rate for a School Nurses Substitutes on the Non-Bargaining Salary Schedule as follows:

	Minimum	Maximum
School Nurses Substitute	na	\$30.00

The School Health Manager is creating a list of School Nurse Substitutes to fill in for temporary vacancies that may occur from time to time in the School Nurse ranks. It is necessary to establish a rate of pay on the Non-Bargaining Salary Schedule for this position. After surveying surrounding communities, we are proposing a rate of \$30 per hour for this service. The Committee recommended approval.

- Mr. McCue reported that the City Manager recommended and the City Council has approved an additional appropriation for Chelsea Public Schools to fund a summer program at the Mary C. Burke Complex targeting students in our ELL program to provide an extended-year opportunity that supports the acquisition of literacy and math skills. The funds will be appropriated to the following account: MCB After School Contract Services \$70,000. The Committee recommended approval.
- Mr. McCue explained that the Commonwealth of Massachusetts has increased the minimum hourly wage in the State to \$10.00. Although this mandate does not apply to cities and towns, we are proposing to align the lowest hourly rate on the Non-Bargaining Salary Schedule to the State minimum hourly rate, effective May 1, 2016. The Committee recommended approval.

- Mr. McCue noted that two school districts, Excel Academy-Chelsea and Everett Public Schools have expressed interest in utilizing our middle school special education program for students on the autism spectrum. Under such an arrangement, the sending district remains financially responsible for the student and Chelsea and the sending district would have programmatic responsibility. CPS will develop tuition rates and charges that reflect the actual cost of educating these students. The establishment of the revolving fund will allow for the accounting of the receipt and disbursement of funds for tuition-in students. The Committee Recommended approval.
- Mrs. Martin reviewed the report from our auditors on the Department of Secondary Education's End of Year report. Mrs. Martin noted that all findings were corrected and the End of Year reported amended.

Adjournment: The meeting adjourned at 8:25 p.m. The subcommittee's next meeting will be held on May 11, 2016 at 7:00 p.m. in the third-floor conference room.

4.6.16 CPS Wellness Committee Meeting Notes

1. Attendance, Kaitlyn Bourgeois (Aramark), Marie Washington (CPS Health Manager), Sylvia Ramirez (Chelsea Collaborative Cude), Michael Mason (CPS), Sean Regan (CPS School Committee), Sara Nelson (Pediatrician @MGH Chelsea), Wanda Vega (CHS Health Center), Hannah Finnigan (Healthy Chelsea), Barbara Martin (CPS), Gina Centrella (Jordan B&G Club), Daynaba Mohammed (BMS student/YFM Intern), Jennifer Kelly (Healthy Chelsea) Yahya Noor (Parent, Healthy Chelsea), Jay Seigal (Head of CPS PE dept.)

2. Fundraising
 - a. Here is the guidelines for 'smart snacks' – food that can be sold during school (but 30 minutes outside of meal times), http://www.fns.usda.gov/sites/default/files/allfoods_flyer.pdf Popcorn, smoothies, fruit cups are all 'smart snacks'
 - b. Sean purchased a popcorn machine that teams can use to sell popcorn at events. Hannah has contacted Kristin A. (VP) who is looking for a space and will inform teams/organizations of the resource.
 - c. Pasta (or other food) team dinners- Hannah has been in touch with the track team and the class of 2016 to help a team do this
 - d. Sylvia and Samir have reached out to Curley's about fundraising through sales percentage of specified time. The Dockside, Papa Ginos, the Brown Jug, and Chili's are other potential venues for this.
 - e. Sean suggested fundraising with Paint Night – He has a contact that is great to work with. This could be done with high school students but not younger children.
 - f. Michael looked into the process of transferring leftover balances from clubs/ classes- this can only be done from the senior class to the freshmen class. Barbara is looking into the process.
 - g. Yahya suggested using having youth clean the fields and earning the money that would be paid for the cleanup. This is not likely to work because the city needs

to hire custodial services to open the fields/ turn on lights, and clean. The fee is also used to pay for electricity.

- h. Hannah suggested hosting one of the monthly Chel-Yea's at a place that would be willing to donate a percentage of sales to a team/org. She will reach out to Dan Cortez.

3. School Food

- a. Increased Lunch participation at HS - 67% (up from 46% two years ago).
- b. Breakfast Week tastings for new menu went well and breakfast participation has also increased.
- c. New Grab and GO - 'pro yo to go' Recipe suggested by YFM, taste tested in high school cafeteria and adapted to meet the NSLP regs. Will be on sale in the cafeteria.

- 4. Collaboration with the Clark - Hannah and Sara met with administration to address recess at the Clark middle school, students attend a full day of classes with only a short break for lunch, they have one quarter of PE, so 75% of the school year, they have no physical activity.

- a. Fit minutes/ tabata- Hannah is looking into the cost to extend software
- b. Water bottle initiative- Students can get a water bottle if they pledge to not drink sugary drinks for a week
- c. Andrea Spencer (from MGH) is running a resiliency training that will take place at the Williams Complex. Sara will reach out about how to facilitate at the Brown. Clark administration was very interested in the mindfulness piece.

- 5. Later School Start - Sara suggested that CPS considers the research that confirms adolescents fall into deep sleep later and need more early morning sleep. Many schools are adjusting their start times to meet best practices. The Wellness Committee discussed the plausibility - what the challenges may be (unions, sport starting times) and how this could benefit the community (less tardiness including older siblings that bring younger

ones to school, better sleep= better mood, school performance, etc). Jenn Kelly witnessed this process in the Melrose School District and will share her insight about the process.

We will continue to explore this and make a recommendation to start HS at 8.30.

Evidence,

- a. <https://www.aap.org/en-us/about-the-aap/aap-press-room/pages/let-them-sleep-aap-recommends-delaying-start-times-of-middle-and-high-schools-to-combat-teen-sleep-deprivation.aspx>
- b. <http://pediatrics.aappublications.org/content/pediatrics/early/2014/08/19/peds.2014-1697.full.pdf>
- c. attached

6. Walk to school efforts

- a. **Walking School Bus** – will be cut due to low participation and two crossing guards resigning. While it is unfortunate, that this was not able to be sustained, we hope to take what we have learned from this and work to work in other ways to support walk to school efforts.
- b. **New efforts at the Kelley** – A community health leader is working with the principal to encourage walking to school. We will see how we can replicate successful efforts or adapt for different school environments.

7. Next Meeting, May 18th 3–4.30 pm @ CHS